



Deep Reinforcement Learning

MIT 6.S191

Alexander Amini
January 30, 2019



Classes of Learning Problems

Supervised Learning


Data: (x, y)

x is data, y is label

Goal: Learn function to map

$$x \rightarrow y$$

Apple example:



This thing is an apple.

Classes of Learning Problems

Supervised Learning

Data: (x, y)

x is data, y is label

Goal: Learn function to map
 $x \rightarrow y$

Apple example:



This thing is an apple.


Unsupervised Learning

Data: x

x is data, no labels!

Goal: Learn underlying
structure

Apple example:



This thing is like
the other thing.

Classes of Learning Problems

Supervised Learning

Data: (x, y)

x is data, y is label

Goal: Learn function to map
 $x \rightarrow y$

Apple example:



This thing is an apple.


Unsupervised Learning

Data: x

x is data, no labels!

Goal: Learn underlying structure

Apple example:



This thing is like the other thing.

Reinforcement Learning

Data: state-action pairs

Goal: Maximize future rewards over many time steps

Apple example:



Eat this thing because it will keep you alive.

Classes of Learning Problems

Supervised Learning

Data: (x, y)

x is data, y is label

Goal: Learn function $x \rightarrow y$

Apple example:



This is an apple.


Unsupervised Learning

Data: x

x is data, no labels!

Goal: Learn underlying structure

Apple example:



This thing is like the other thing.

Reinforcement Learning

Data: state-action pairs

Goal: Maximize future rewards over many time steps

Apple example:



Eat this thing because it will keep you alive.

Reinforcement Learning (RL): Key Concepts



AGENT

Agent: takes actions.

Reinforcement Learning (RL): Key Concepts



AGENT



ENVIRONMENT

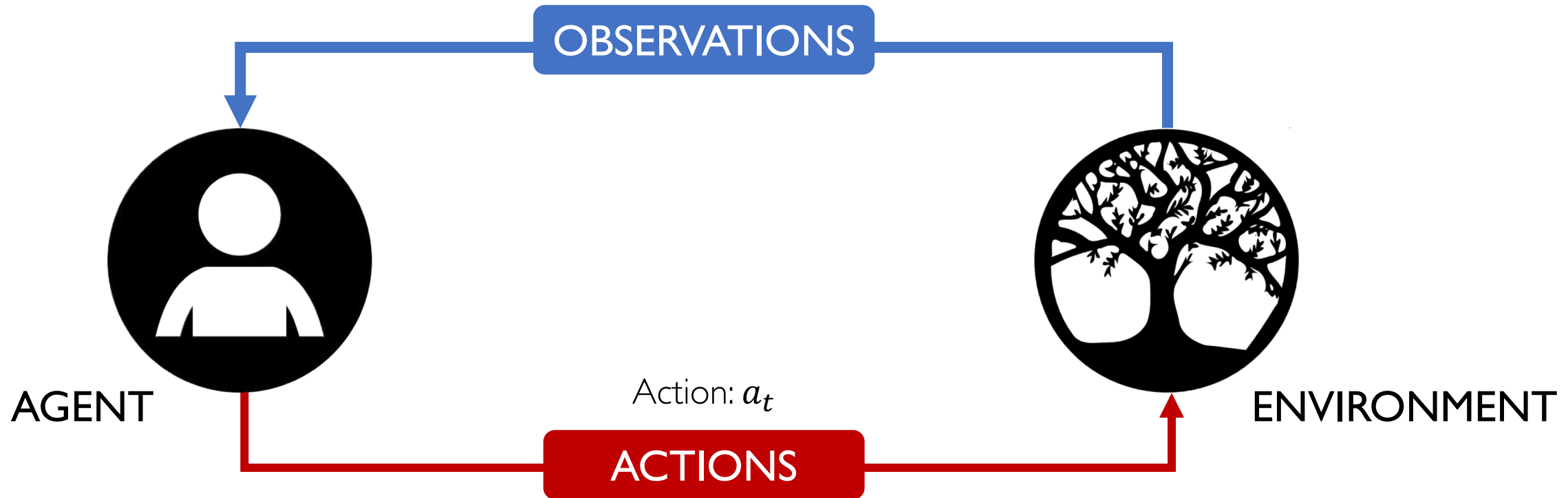
Environment: the world in which the agent exists and operates.

Reinforcement Learning (RL): Key Concepts



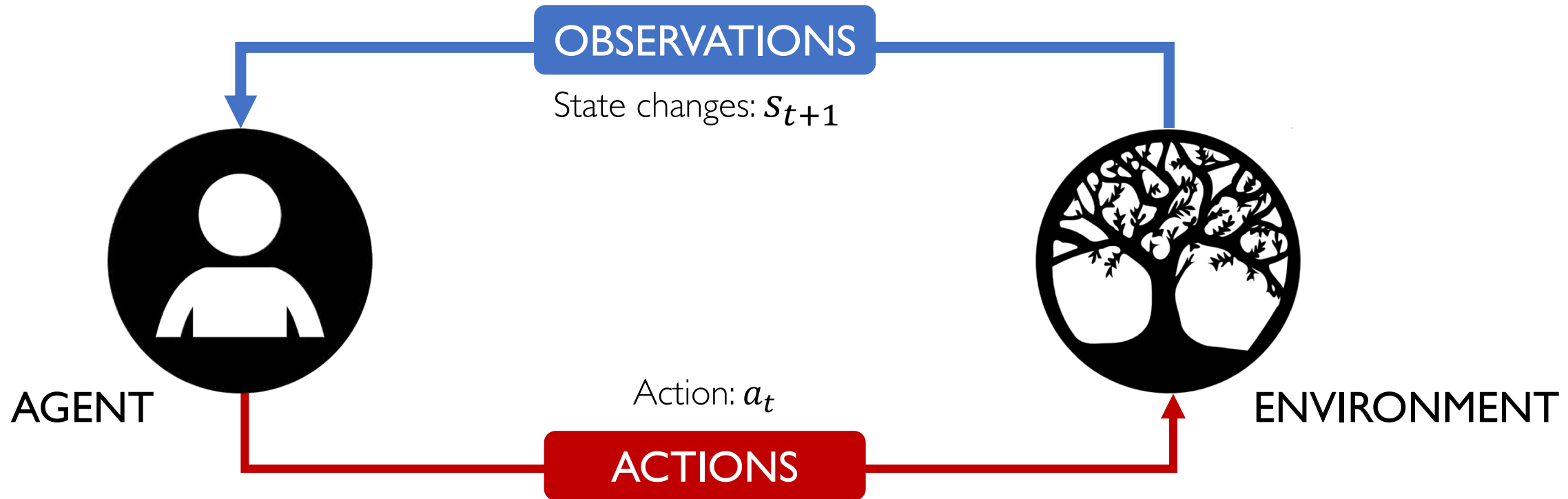
Action: a move the agent can make in the environment.

Reinforcement Learning (RL): Key Concepts



Observations: of the environment after taking actions.

Reinforcement Learning (RL): Key Concepts



State: a situation which the agent perceives.

Reinforcement Learning (RL): Key Concepts



Reward: feedback that measures the success or failure of the agent's action.

Reinforcement Learning (RL): Key Concepts



Total Reward

$$R_t = \sum_{i=t}^{\infty} r_i$$

Reinforcement Learning (RL): Key Concepts



Total Reward

$$R_t = \sum_{i=t}^{\infty} r_i = r_t + r_{t+1} \dots + r_{t+n} + \dots$$

Reinforcement Learning (RL): Key Concepts



Discounted Total Reward

$$R_t = \sum_{i=t}^{\infty} \gamma^i r_i$$

Reinforcement Learning (RL): Key Concepts



Discounted Total Reward \searrow

$$R_t = \sum_{i=t}^{\infty} \gamma^i r_i = \gamma^t r_t + \gamma^{t+1} r_{t+1} \dots + \gamma^{t+n} r_{t+n} + \dots$$

γ : discount factor

Defining the Q-function

$$R_t = r_t + \gamma r_{t+1} + \gamma^2 r_{t+2} + \dots$$

Total reward, R_t , is the discounted sum of all rewards obtained from time t

$$Q(s, a) = \mathbb{E}[R_t]$$

The Q-function captures the **expected total future reward** an agent in **state, s** , can receive by executing a certain **action, a**

How to take actions given a Q-function?

$$Q(\overset{\text{state}}{\underset{\uparrow}{s}}, \overset{\text{action}}{\underset{\uparrow}{a}}) = \mathbb{E}[R_t]$$

Ultimately, the agent needs a **policy** $\pi(s)$, to infer the **best action to take** at its state, s

Strategy: the policy should choose an action that maximizes future reward

$$\pi^*(s) = \underset{a}{\operatorname{argmax}} Q(s, a)$$

Deep Reinforcement Learning Algorithms

Value Learning

Find $Q(s, a)$

$$a = \underset{a}{\operatorname{argmax}} Q(s, a)$$

Policy Learning

Find $\pi(s)$

Sample $a \sim \pi(s)$

Deep Reinforcement Learning Algorithms

Value Learning

Find $Q(s, a)$

$$a = \underset{a}{\operatorname{argmax}} Q(s, a)$$

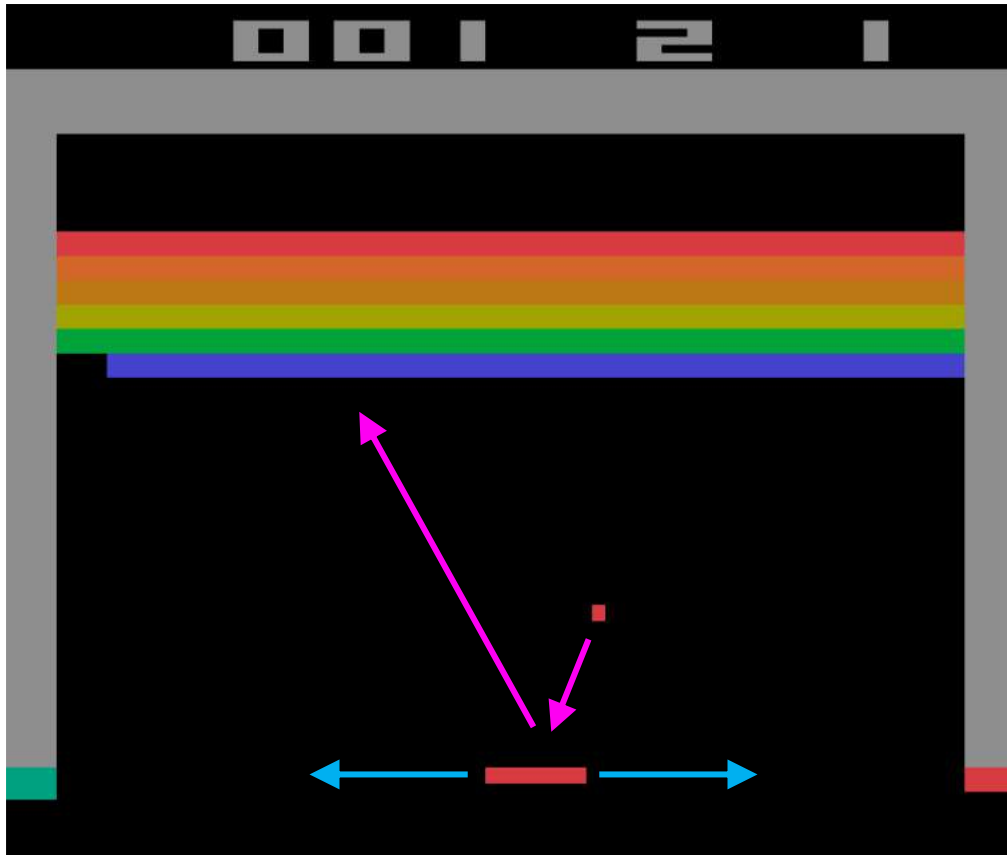
Policy Learning

Find $\pi(s)$

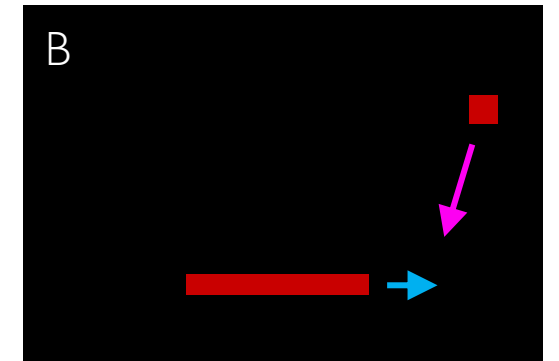
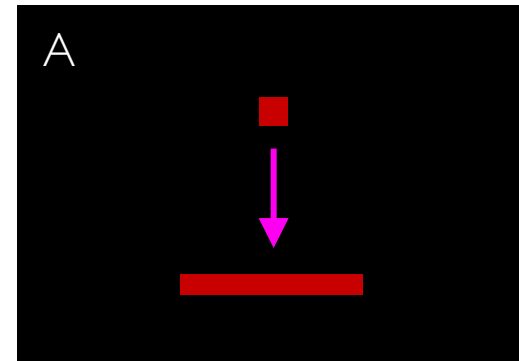
Sample $a \sim \pi(s)$

Digging deeper into the Q-function

Example: Atari Breakout



It can be very difficult for humans to accurately estimate Q-values

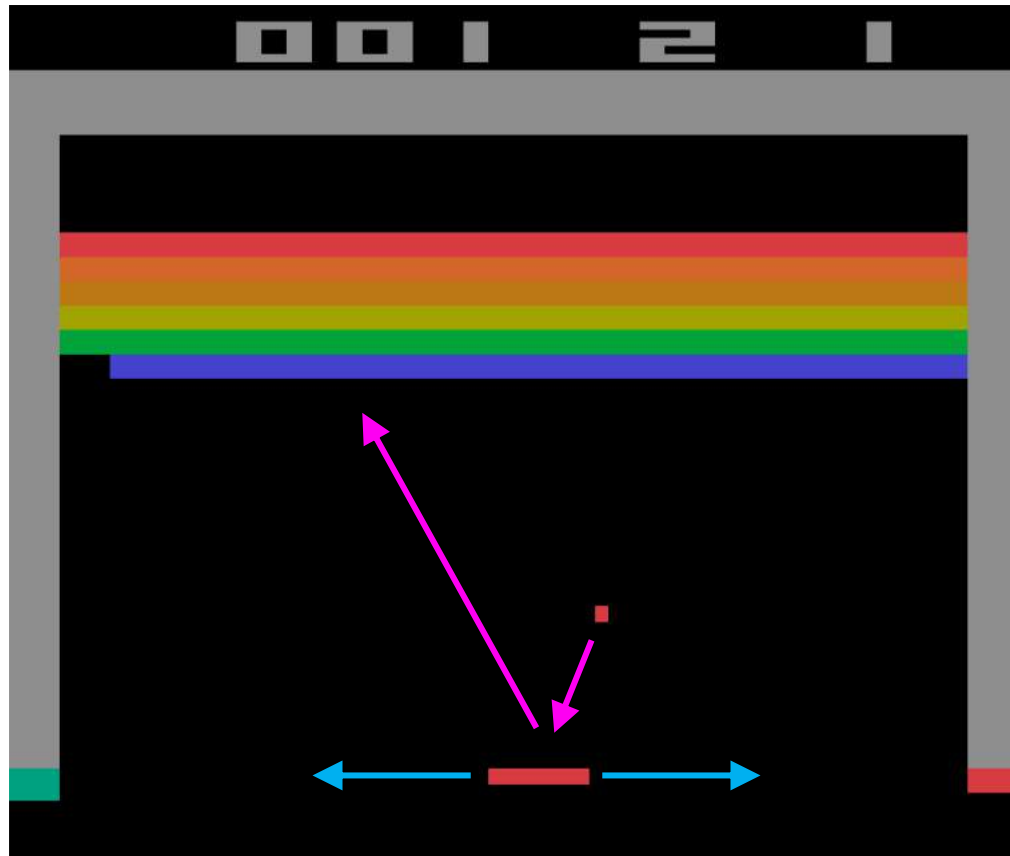


Which (s, a) pair has a higher Q-value?

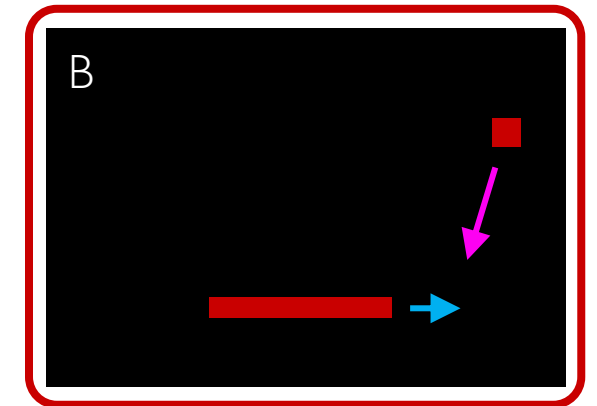
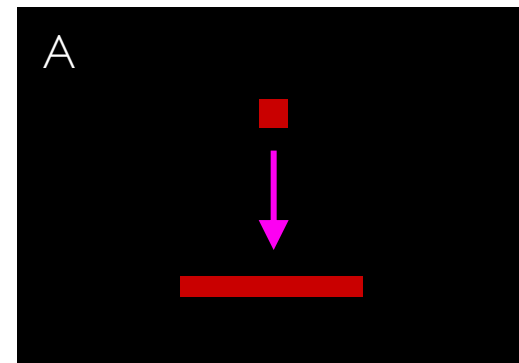


Digging deeper into the Q-function

Example: Atari Breakout



It can be very difficult for humans to accurately estimate Q-values




Which (s, a) pair has a higher Q-value?

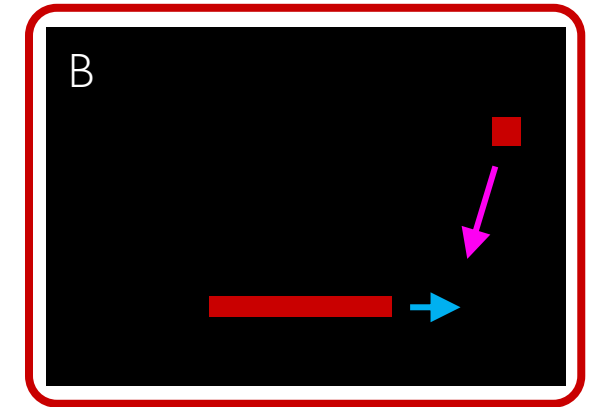
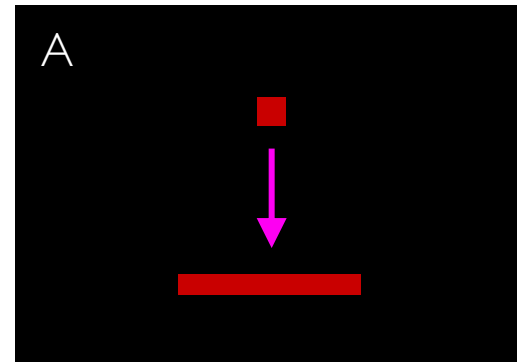


Digging deeper into the Q-function

Example: Atari Breakout - Middle



It can be very difficult for humans to accurately estimate Q-values



Which (s, a) pair has a higher Q-value?

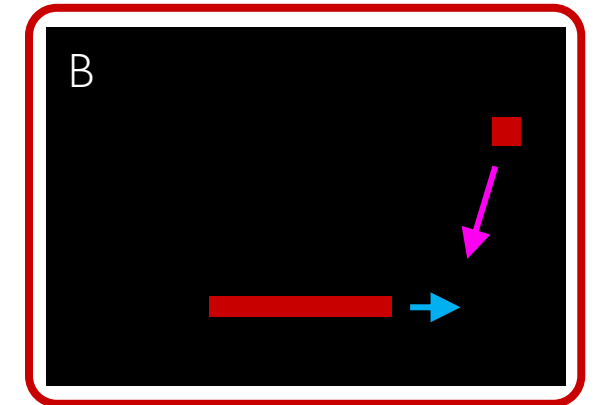
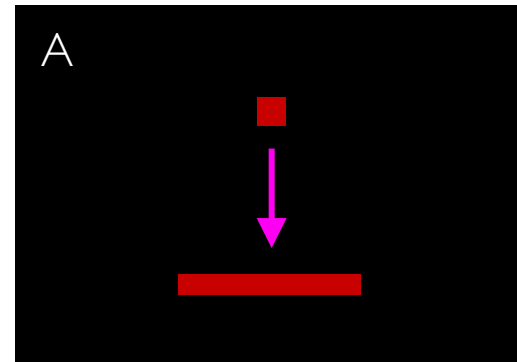


Digging deeper into the Q-function

Example: Atari Breakout - Side



It can be very difficult for humans to accurately estimate Q-values

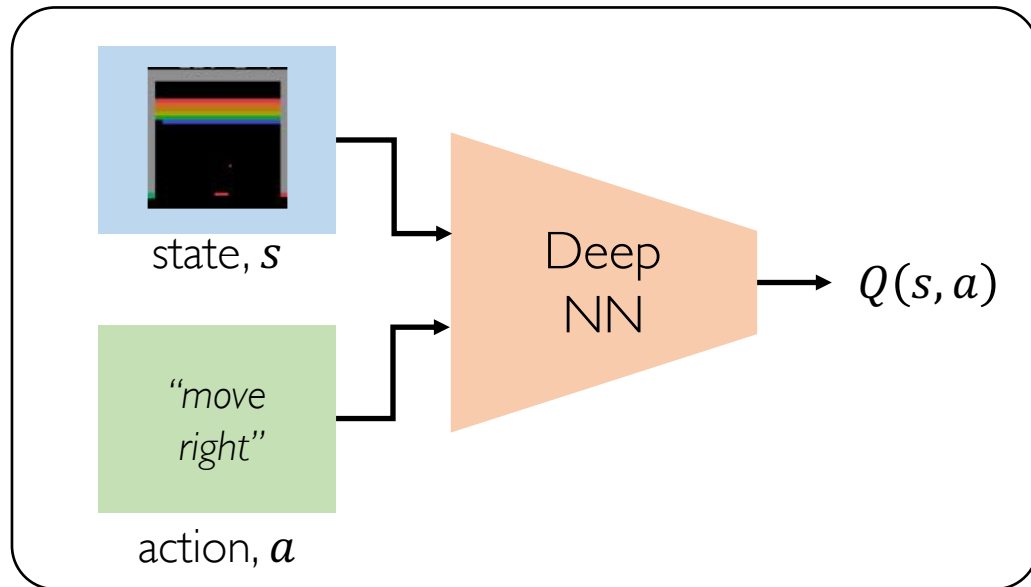


Which (s, a) pair has a higher Q-value?



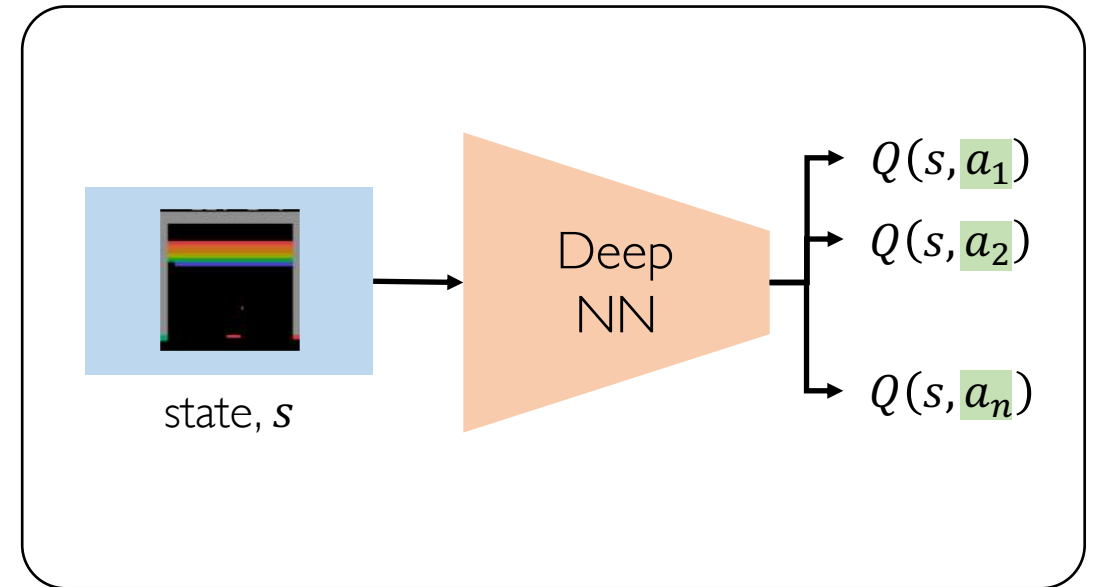
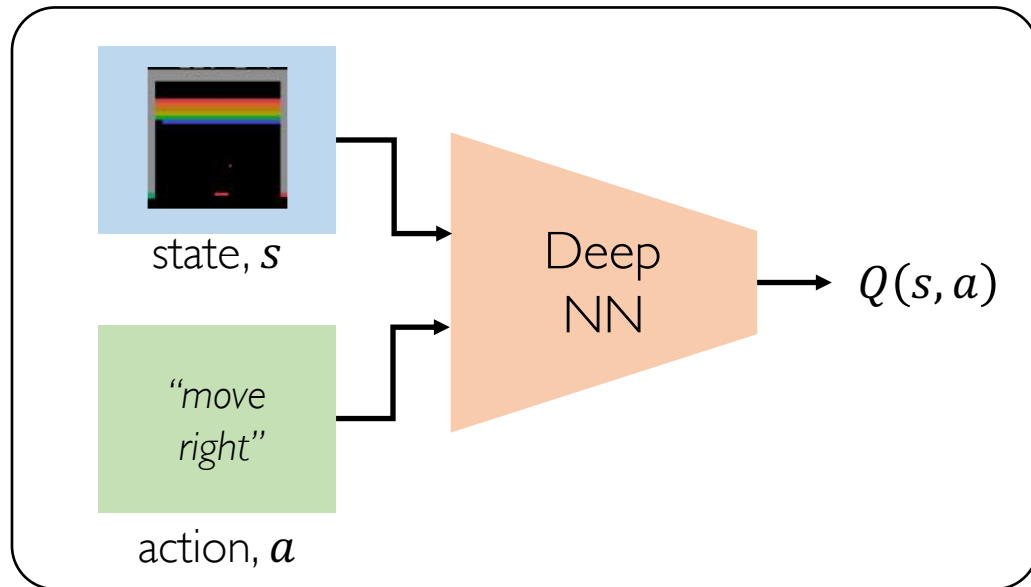
Deep Q Networks (DQN)

How can we use deep neural networks to model Q-functions?



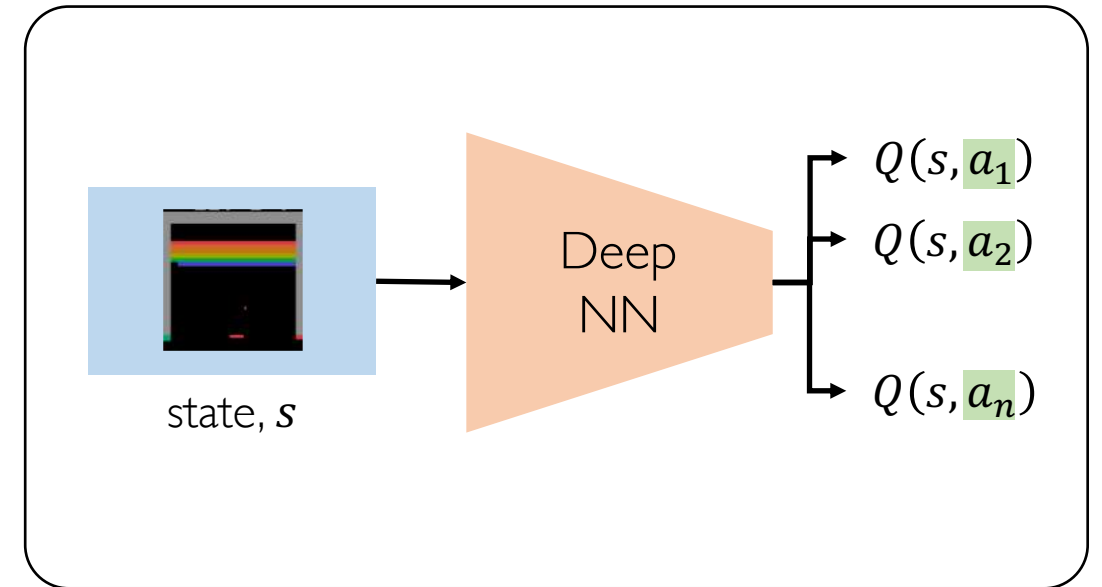
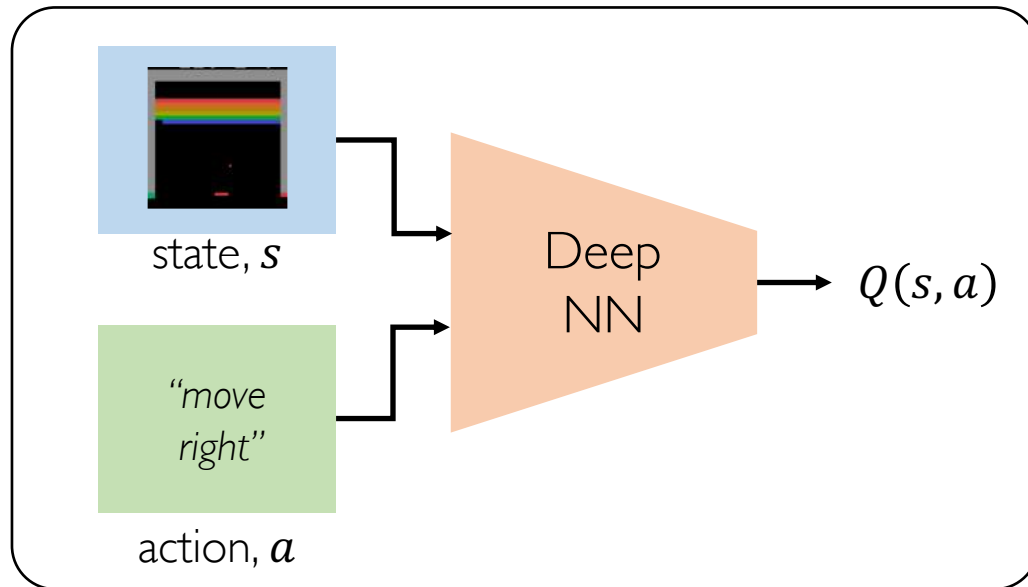
Deep Q Networks (DQN)

How can we use deep neural networks to model Q-functions?



Deep Q Networks (DQN): Training

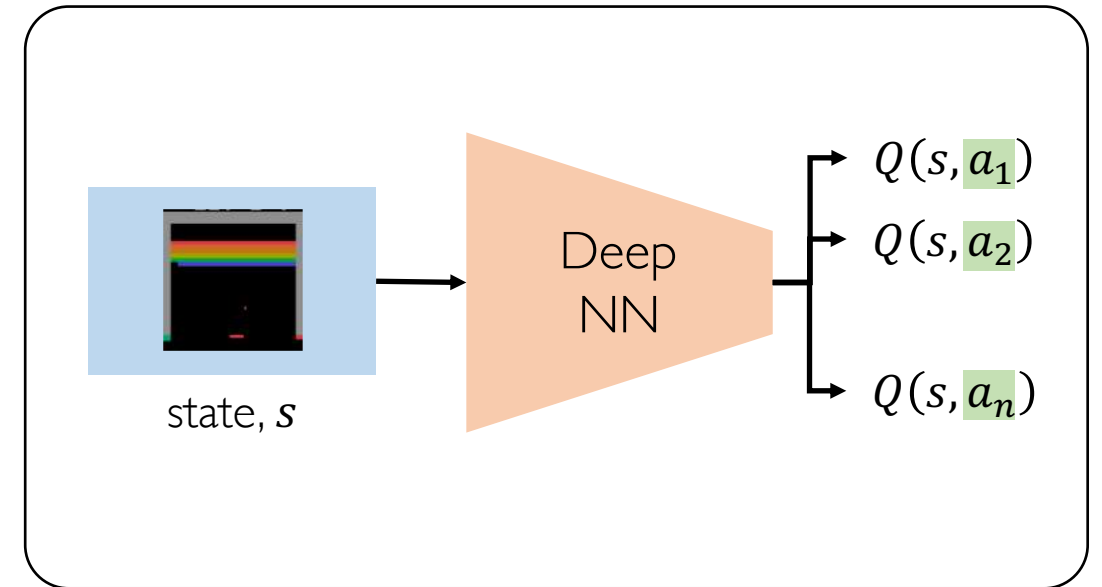
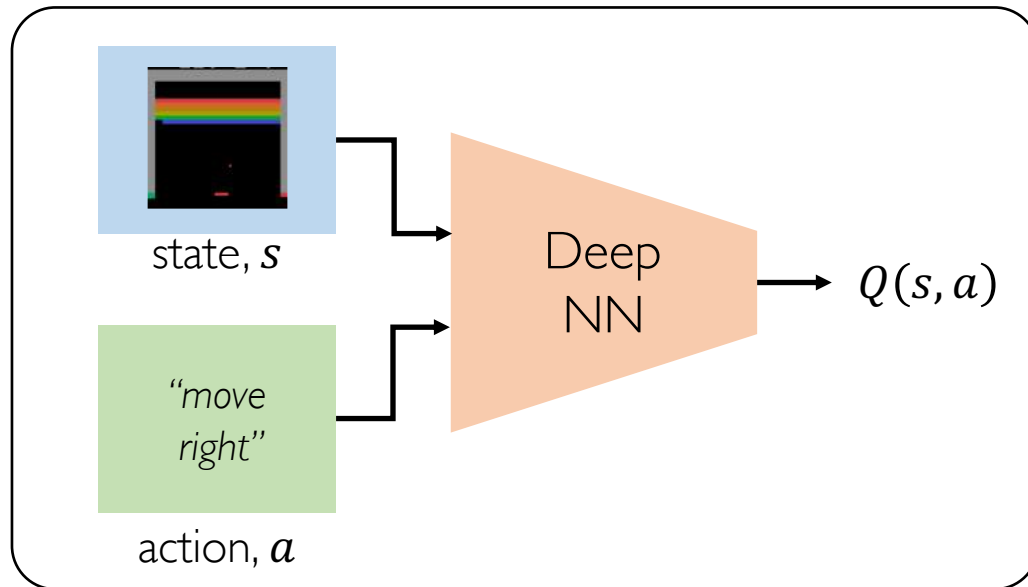
How can we use deep neural networks to model Q-functions?



$$\mathcal{L} = \mathbb{E} \left[\left\| \left(r + \gamma \max_{a'} Q(s', a') \right) - Q(s, a) \right\|^2 \right]$$

Deep Q Networks (DQN): Training

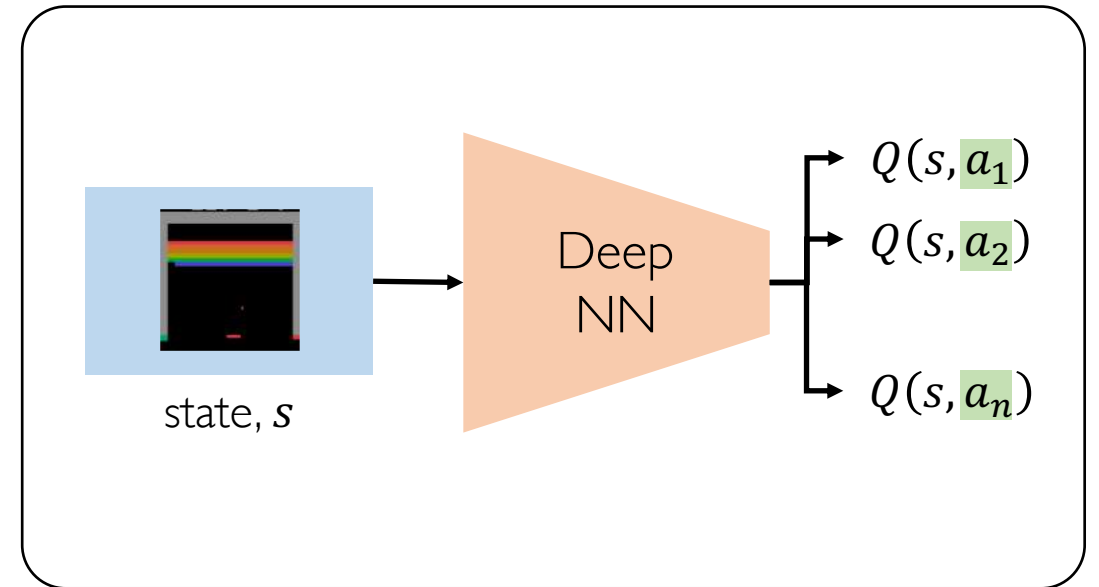
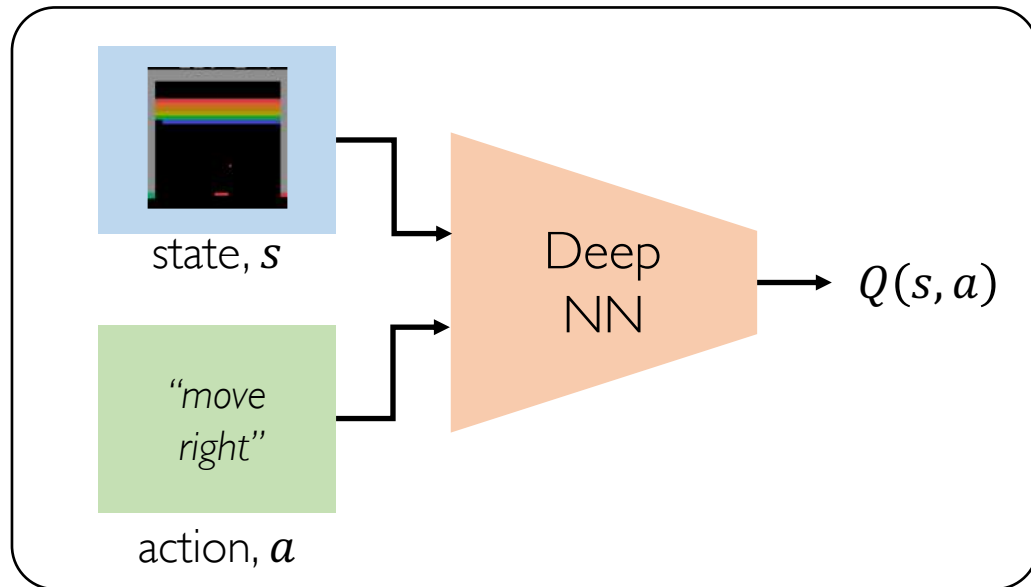
How can we use deep neural networks to model Q-functions?



$$\mathcal{L} = \mathbb{E} \left[\left\| \underbrace{\left(r + \gamma \max_{a'} Q(s', a') \right)}_{\text{target}} - \underbrace{Q(s, a)}_{\text{predicted}} \right\|^2 \right]$$

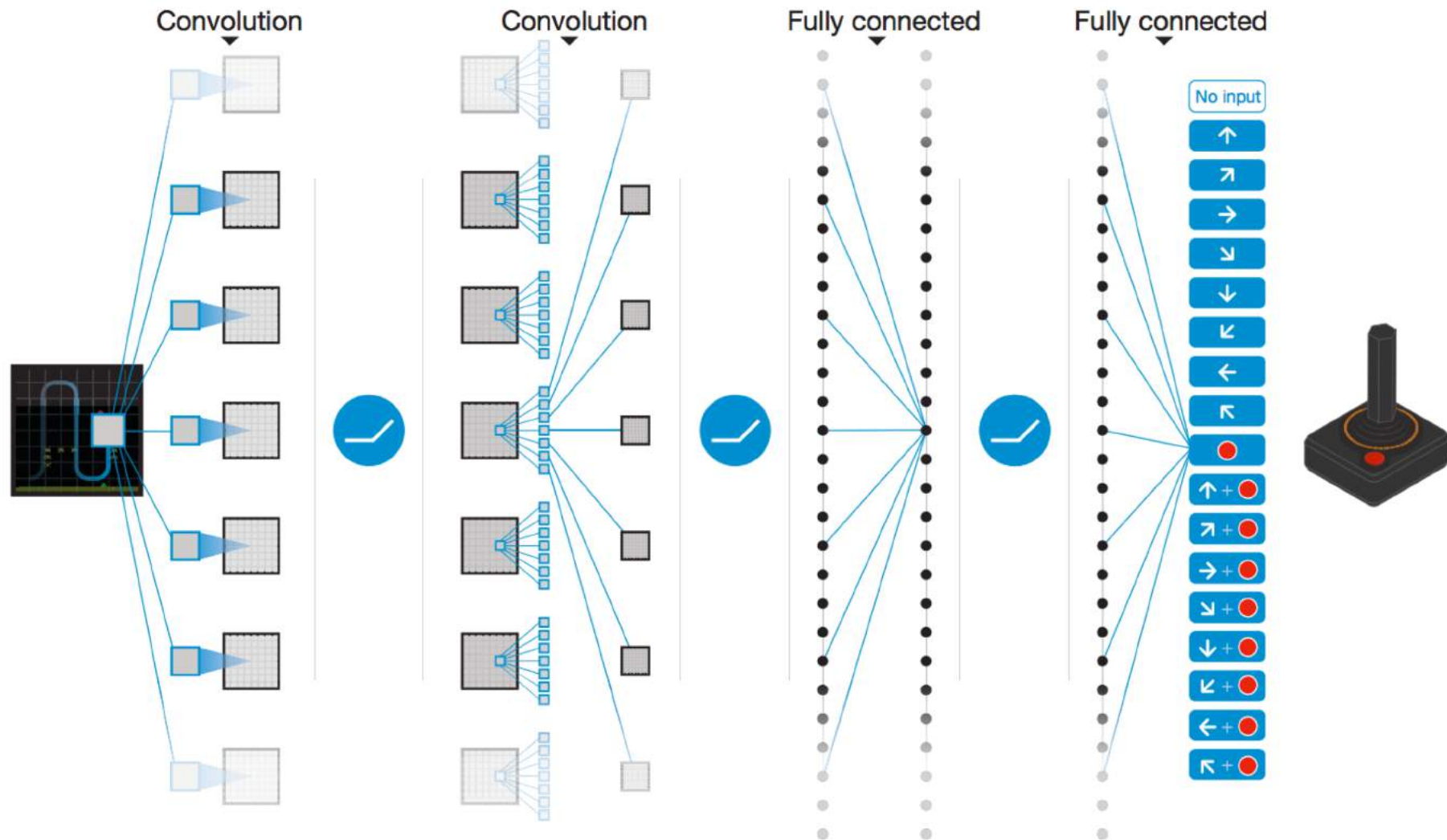
Deep Q Networks (DQN): Training

How can we use deep neural networks to model Q-functions?

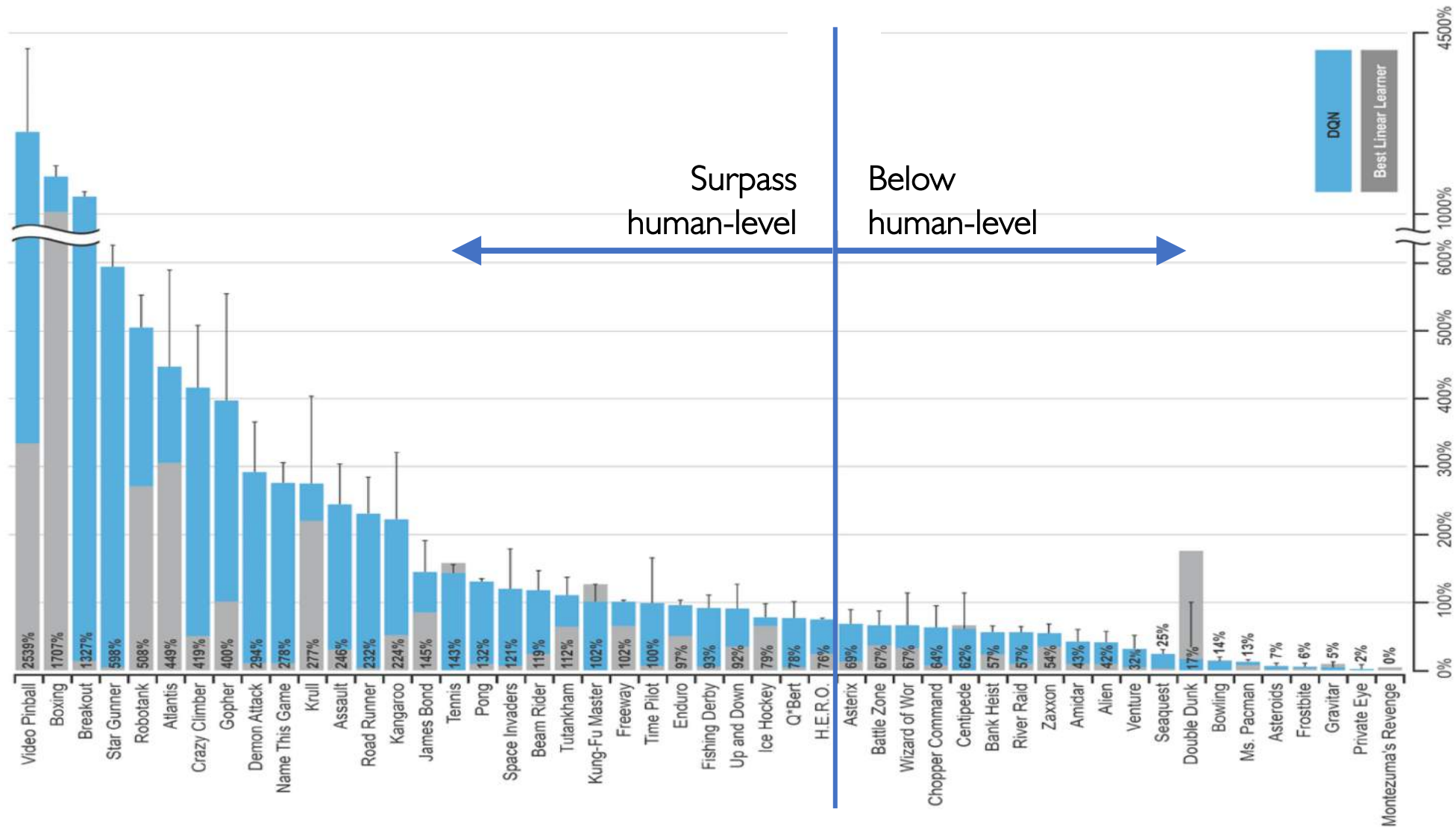


$$\mathcal{L} = \mathbb{E} \left[\left\| \underbrace{\left(r + \gamma \max_{a'} Q(s', a') \right)}_{\text{target}} - \underbrace{Q(s, a)}_{\text{predicted}} \right\|^2 \right]$$

DQN Atari Results



DQN Atari Results



Downsides of Q-learning

Complexity:

- Can model scenarios where the action space is discrete and small
- Cannot handle continuous action spaces

IMPORTANT:

Imagine you want to predict steering wheel angle of a car!

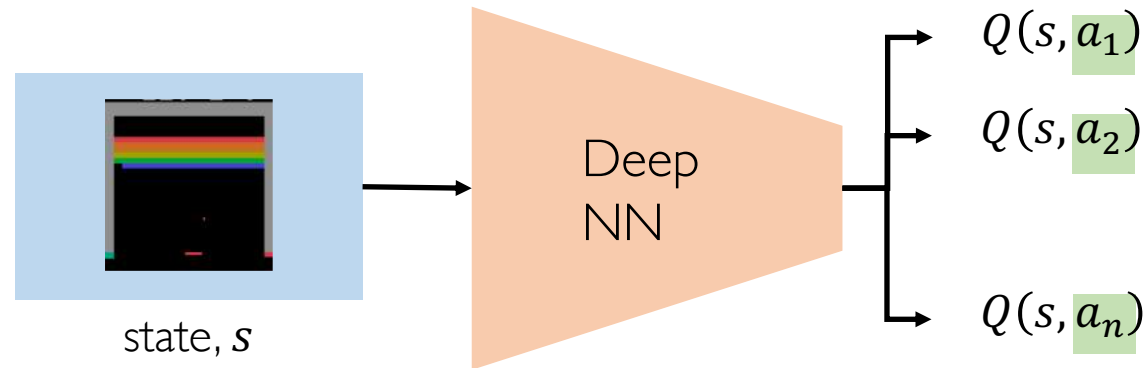
Flexibility:

- Cannot learn stochastic policies since policy is deterministically computed from the Q function

**To overcome, consider a new class of RL training algorithms:
Policy gradient methods**

Policy Gradient (PG) : Key Idea

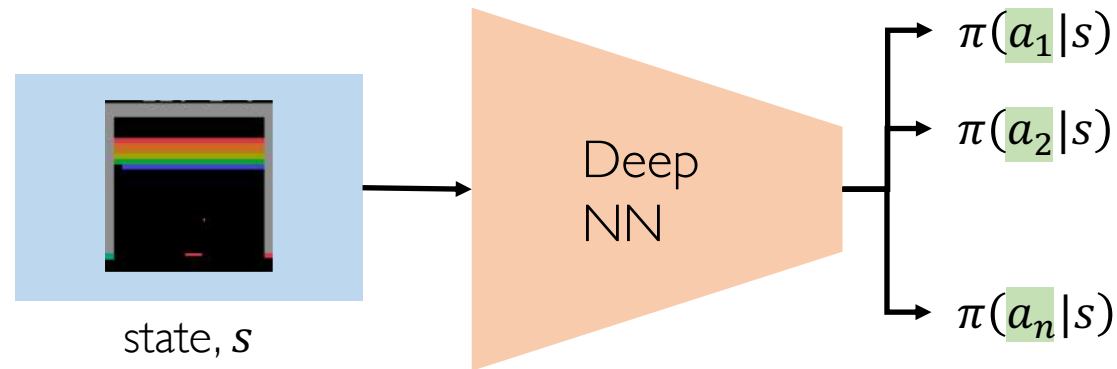
DQN (before): Approximating Q and inferring the optimal policy,



Policy Gradient (PG): Key Idea

DQN (before): Approximating Q and inferring the optimal policy,

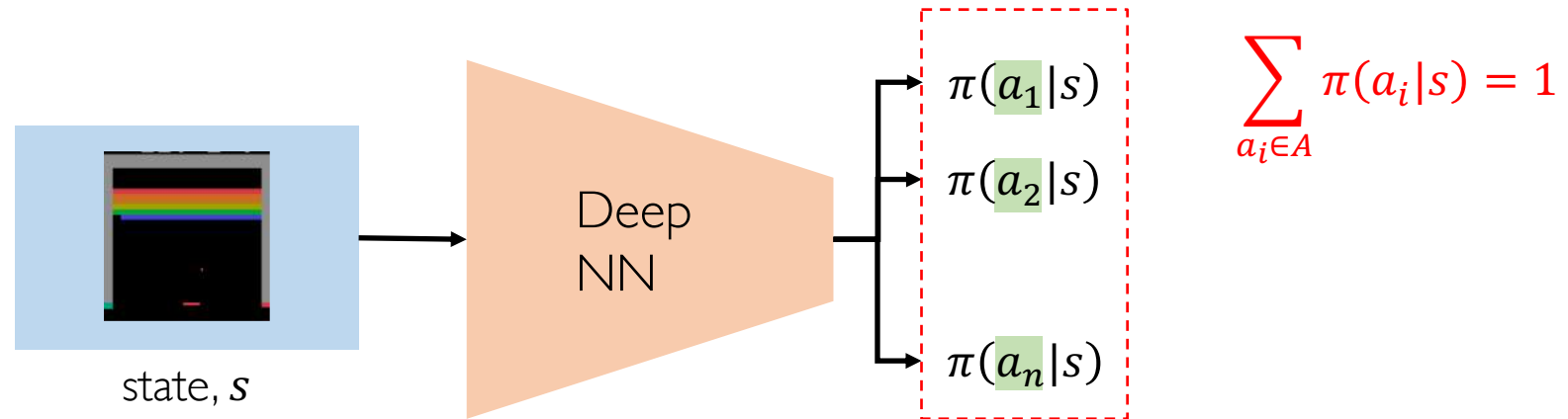
Policy Gradient: Directly optimize the policy!



Policy Gradient (PG): Key Idea

DQN (before): Approximating Q and inferring the optimal policy,

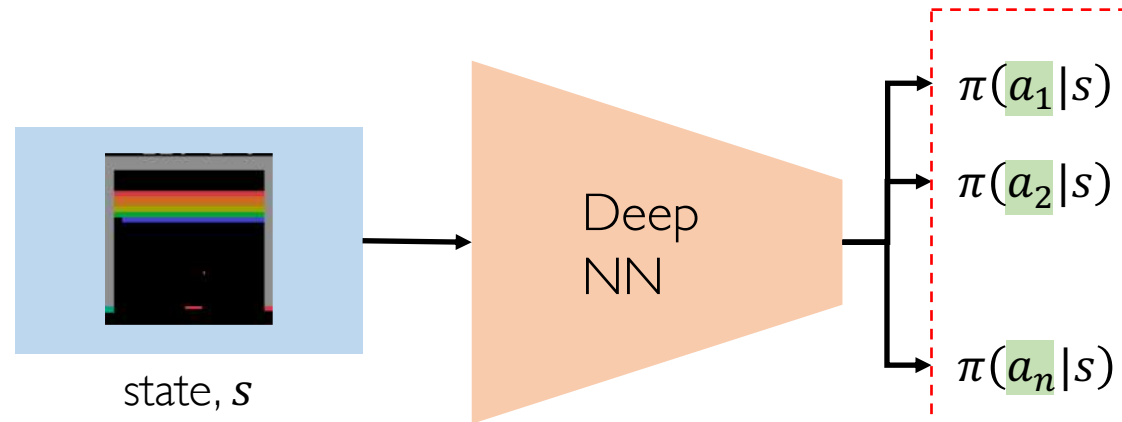
Policy Gradient: Directly optimize the policy!



Policy Gradient (PG): Key Idea

DQN (before): Approximating Q and inferring the optimal policy,

Policy Gradient: Directly optimize the policy!



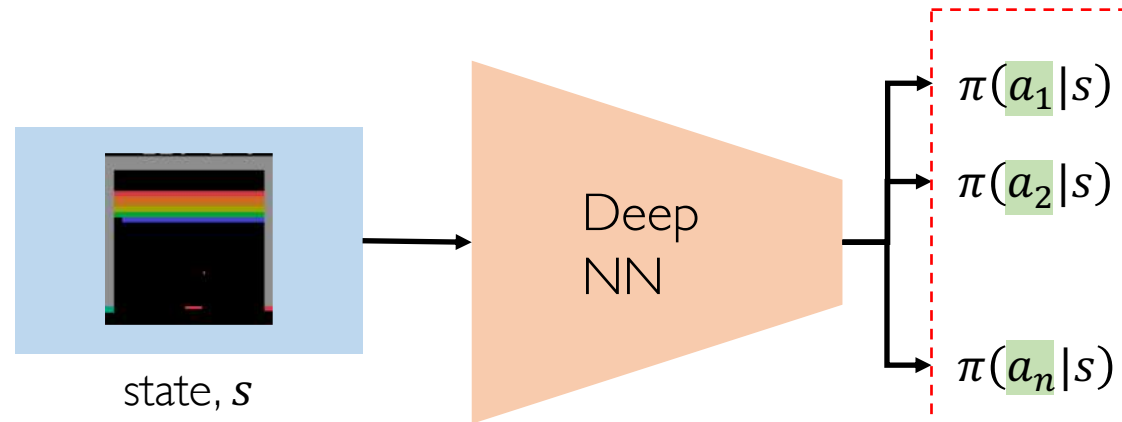
$$\sum_{a_i \in A} \pi(a_i|s) = 1$$

$$\pi(a|s) = P(\text{action}|\text{state})$$

Policy Gradient (PG): Key Idea

DQN (before): Approximating Q and inferring the optimal policy,

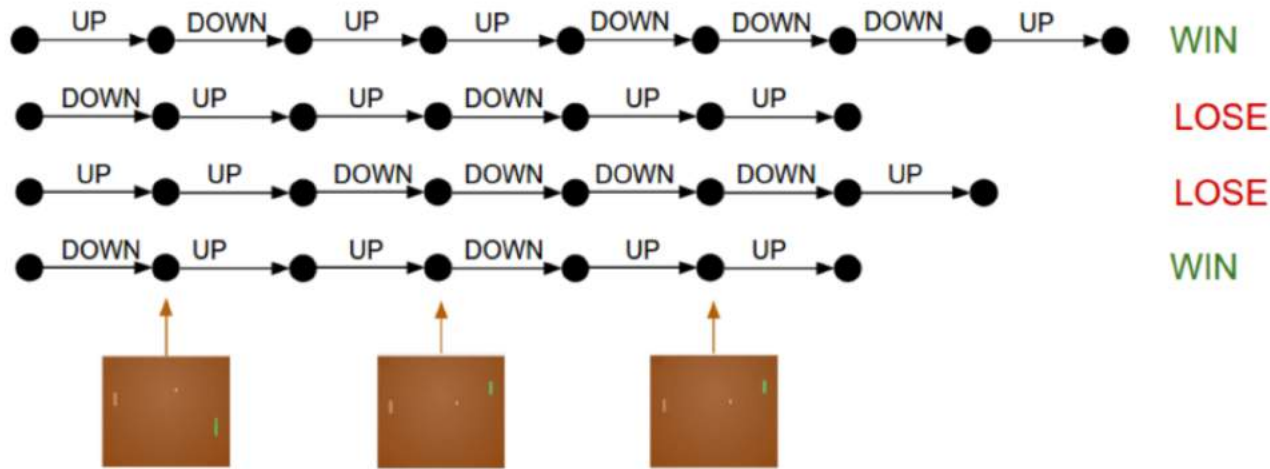
Policy Gradient: Directly optimize the policy!



$$\sum_{a_i \in A} \pi(a_i|s) = 1$$

$$\pi(a|s) = P(\text{action}|\text{state})$$

Policy Gradient (PG): Training



function REINFORCE

Initialize θ

for $episode \sim \pi_\theta$

$\{s_i, a_i, r_i\}_{i=1}^{T-1} \leftarrow episode$

for $t = 1$ to $T-1$

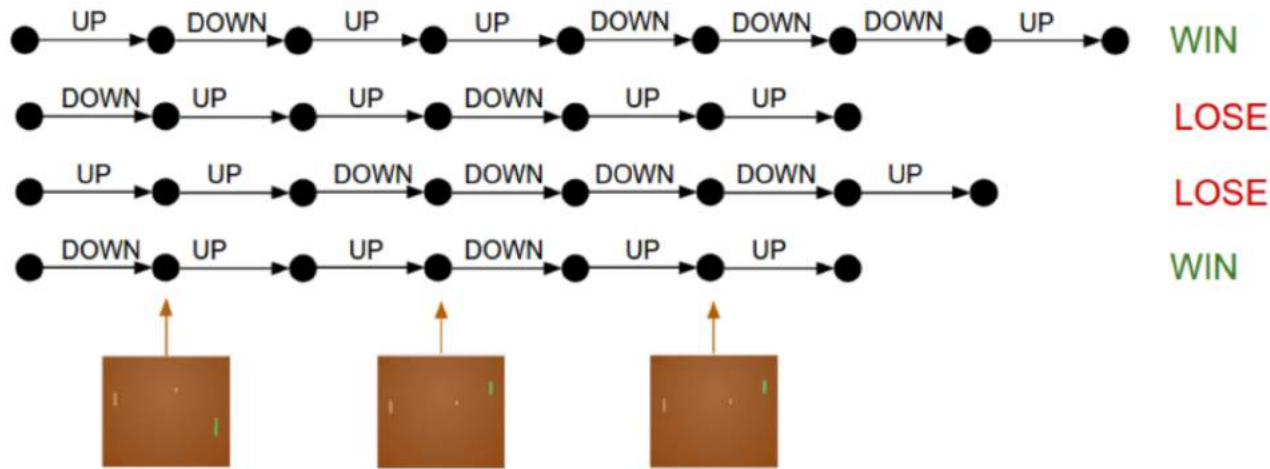
$\nabla \leftarrow \nabla_\theta \log \pi_\theta(a_t | s_t) R_t$

$\theta \leftarrow \theta + \alpha \nabla$

return θ

1. Run a policy for a while
2. Increase probability of actions that lead to high rewards
3. Decrease probability of actions that lead to low/no rewards

Policy Gradient (PG): Training



function REINFORCE

Initialize θ

for $episode \sim \pi_\theta$

$\{s_i, a_i, r_i\}_{i=1}^{T-1} \leftarrow episode$

for $t = 1$ to $T-1$

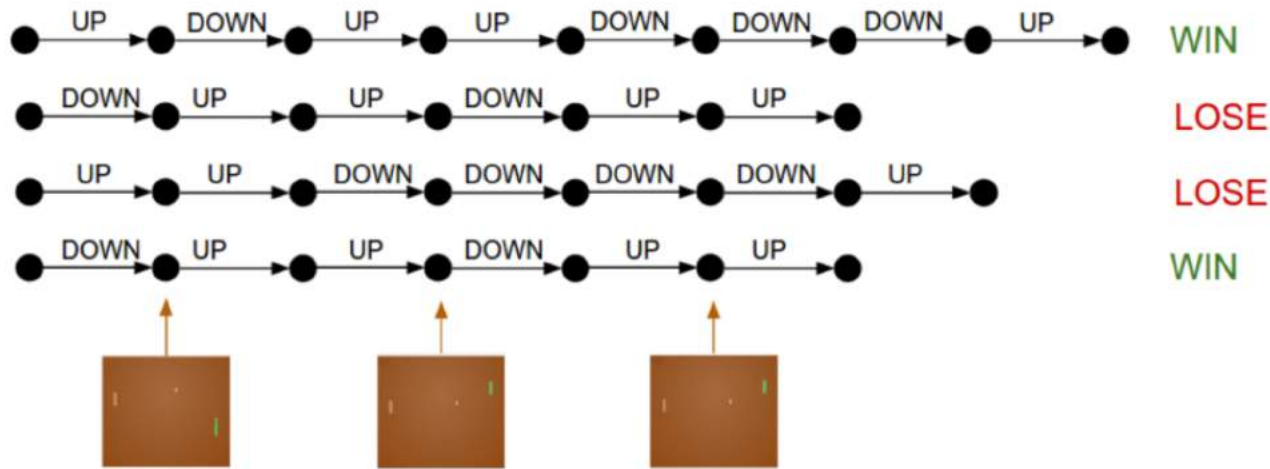
$\nabla \leftarrow \nabla_{\theta} \log \pi_{\theta}(a_t | s_t) R_t$

$\theta \leftarrow \theta + \alpha \nabla$

return θ

1. Run a policy for a while
2. Increase probability of actions that lead to high rewards
3. Decrease probability of actions that lead to low/no rewards

Policy Gradient (PG): Training



1. Run a policy for a while
2. Increase probability of actions that lead to high rewards
3. Decrease probability of actions that lead to low/no rewards

function REINFORCE

Initialize θ

for $episode \sim \pi_\theta$

$\{s_i, a_i, r_i\}_{i=1}^{T-1} \leftarrow episode$

for $t = 1$ to $T-1$

$\nabla \leftarrow \nabla_{\theta} \log \pi_{\theta}(a_t | s_t) R_t$

$\theta \leftarrow \theta + \alpha \nabla$

return θ

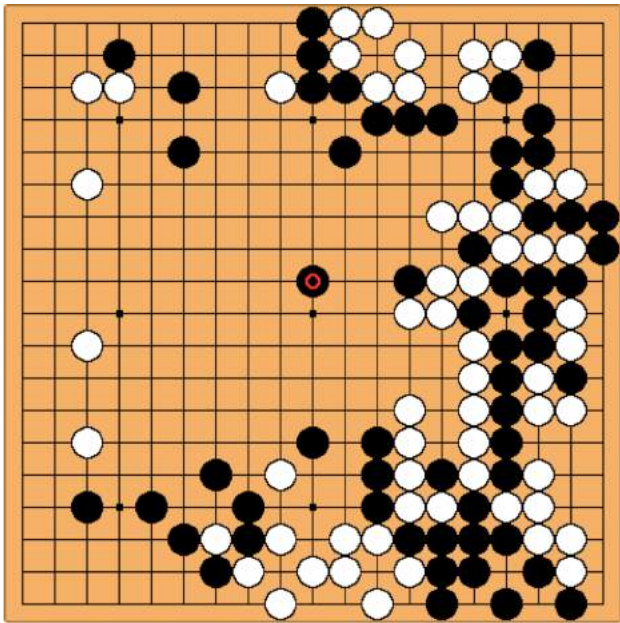
log-likelihood of action

$\nabla_{\theta} \log \pi_{\theta}(a_t | s_t) R_t$

reward

The Game of Go

Aim: Get more board territory than your opponent.

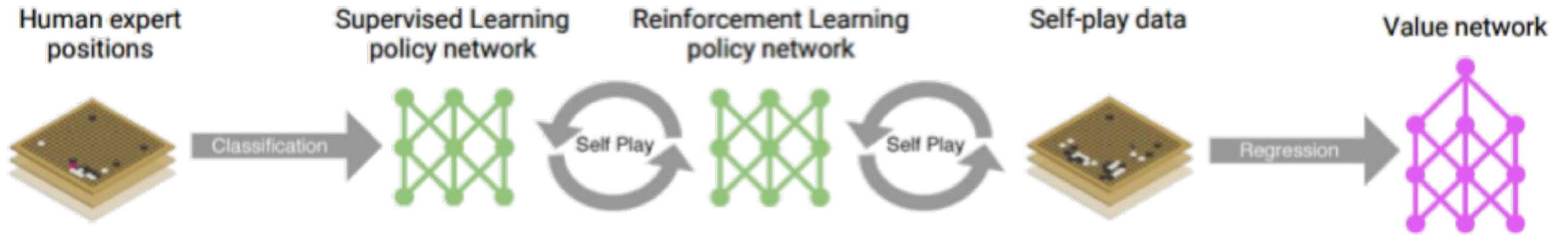


Board Size $n \times n$	Positions 3^{n^2}	% Legal	Legal Positions
1×1	3	33.33%	1
2×2	81	70.37%	57
3×3	19,683	64.40%	12,675
4×4	43,046,721	56.49%	24,318,165
5×5	847,288,609,443	48.90%	414,295,148,741
9×9	$4.434264882 \times 10^{38}$	23.44%	$1.03919148791 \times 10^{38}$
13×13	$4.300233593 \times 10^{80}$	8.66%	$3.72497923077 \times 10^{79}$
19×19	$1.740896506 \times 10^{172}$	1.20%	$2.08168199382 \times 10^{170}$

Greater number of legal board positions than atoms in the universe.

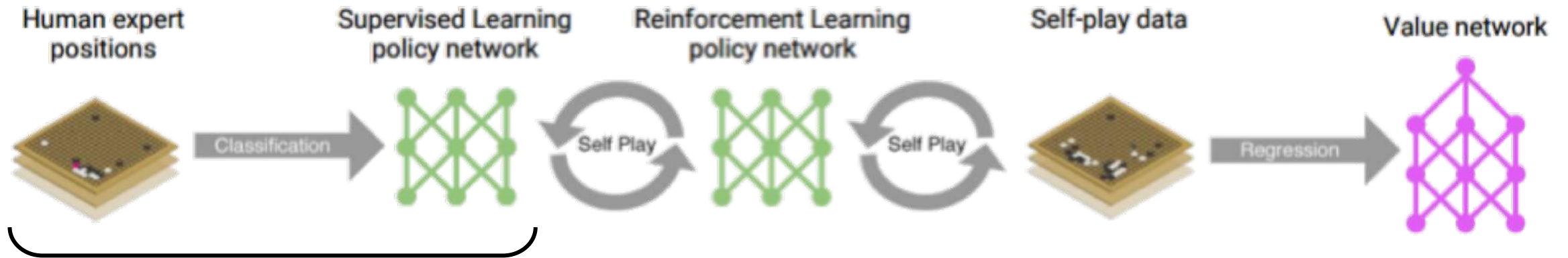
Source: Wikipedia.

AlphaGo Beats Top Human Player at Go (2016)



Silver et al., *Nature* 2016.

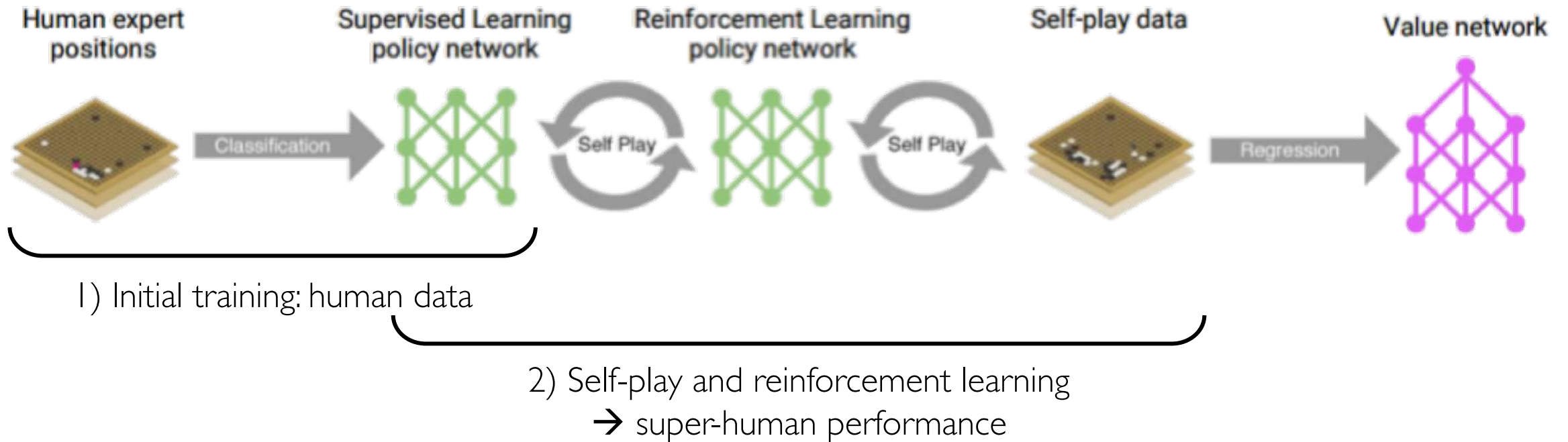
AlphaGo Beats Top Human Player at Go (2016)



I) Initial training: human data

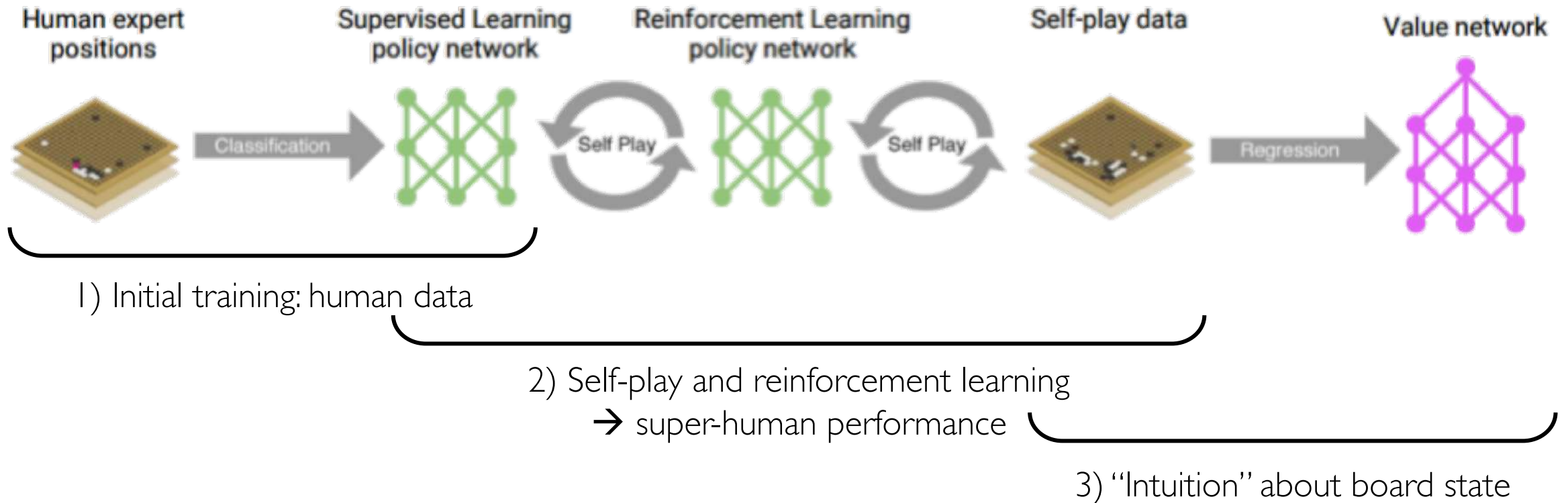
Silver et al., *Nature* 2016.

AlphaGo Beats Top Human Player at Go (2016)



Silver et al., *Nature* 2016.

AlphaGo Beats Top Human Player at Go (2016)



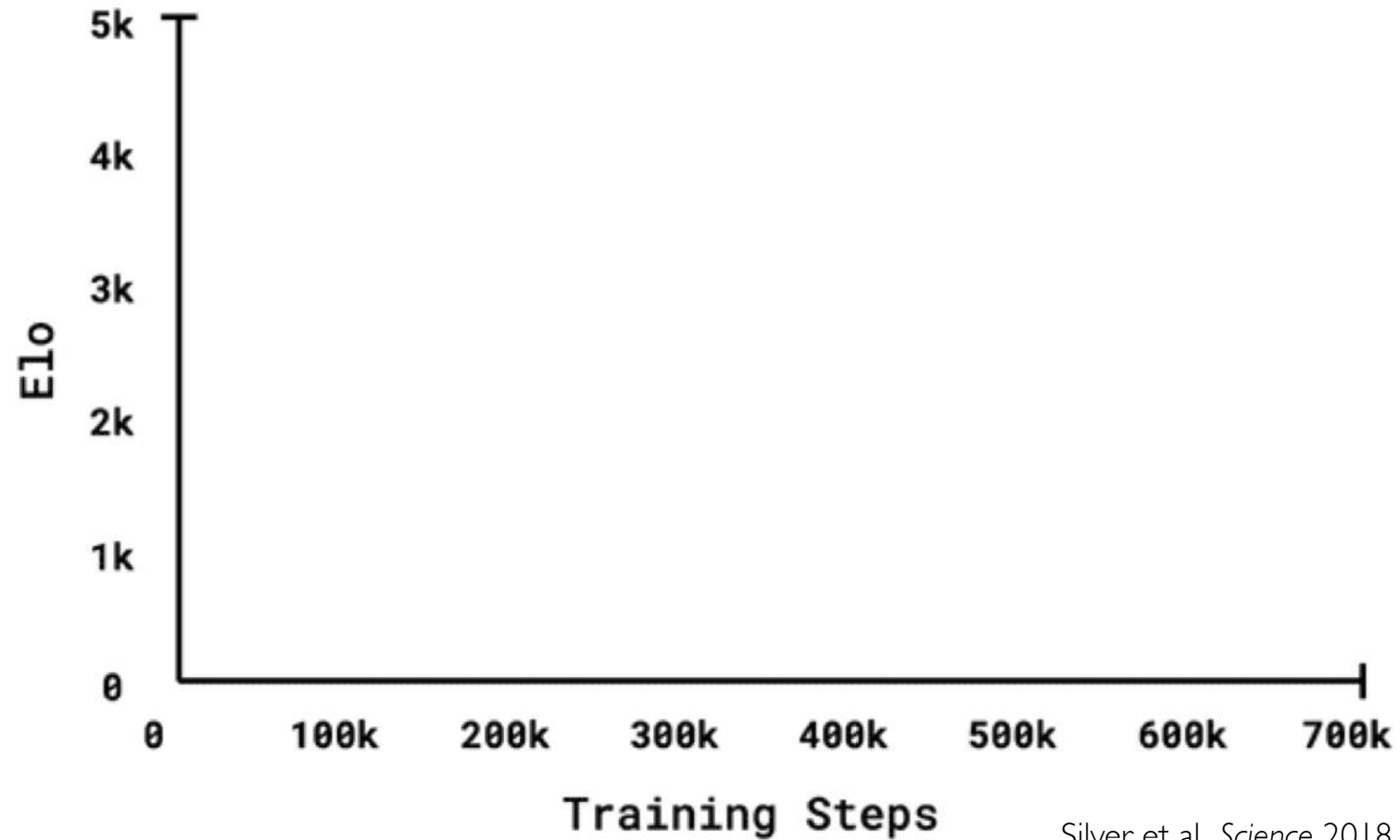

Silver et al., *Nature* 2016.

AlphaGo Beats Top Human Player at Go (2016)



Silver et al., *Nature* 2016.

AlphaZero: RL from Self-Play (2018)



Silver et al., *Science* 2018.

Questions?